

SUBMITTAL DATA SHEET	CH-12MSPHMC-230VI	CH-12SPH-230VO
----------------------	-------------------	----------------

Job Name:
 Location:
 Engineer:
 Submitted to:
 Submitted by:
 Reference:

Date:
 Approval:
 Construction:
 Unit #:
 Drawing #:



This warranty should be registered on our web-site www.cooperandhunter.us within 60 days of installation. The warranty is only valid when installed by a Licensed HVAC Technician. A warranty period of Seven (7) years on compressor to the original registered end-user. A warranty period of Five (5) years on all parts to the original registered end user. Warranty applies only to products remaining in their original installation location.

Heating/ Cooling	Outdoor Dry Bulb	Indoor Dry Bulb	Unit	Min	Rated	Max
Heating	5°F	70°F	Btu/h	1,494	-	8,611
			kW	0.28	-	1.38
			COP	1.56	-	1.83
	17°F	70°F	Btu/h	2,187	7,200	11,225
			kW	0.29	0.79	1.44
			COP	2.21	2.67	2.28
	47°F	70°F	Btu/h	5,040	12,000	13,764
			kW	0.3	0.89	1.13
			COP	4.92	3.95	3.57
Cooling	82°F	80°F	Btu/h	3,927	-	13,059
			kW	0.15	-	0.78
			COP	7.67	-	4.91
	95°F	80°F	Btu/h	3,002	12,000	12,100
			kW	0.18	0.92	1.06
			COP	4.89	3.82	3.35

INDOOR SPECIFICATION

Air Flow (Hi/Mi/Lo)	365/318/248 CFM
Noise Level (Hi/Mi/Lo)	45/41/35 dB(A)
Unit Dimension (WxDxH)	27.56x23.62x8.27 in
Net/Gross Weight	32.41/42.77 lb

OUTDOOR SPECIFICATION

Air flow	1120 CFM
Noise Level	57.5 dB(A)
Dimension (WxDxH)	31.50x13.11x21.81 in
Net/Gross weight	82.7/89.2 lb
Refrigerant type	R410A/40.6 oz
Refrigerant precharge	25 ft
Additional charge for each ft	0.16 oz

PERFORMANCE AND EFFICIENCY

Cooling		Heating	
12,000 Btu/h		12,000 Btu/h	
SEER	20.5	HSPF	10
EER	13	Region IV	

OPERATION TEMPERATURE RANGE

Indoor		Outdoor	
cooling	heating	cooling	heating
62~90°F	32~86°F	-13~122°F	-13~86°F

ELECTRICAL

Power supply	208-230V/ 60Hz, 1Ph
MCA	12 A
MFA	15 A

MCA: Minimum Circuit Ampacity **MFA:** Max. fuse A

PIPING

Refrigerant piping Liquid side/Gas side	1/4" - 1/2"
Max. refrigerant pipe length	82 ft
Max. difference in level	33 ft

WIRING

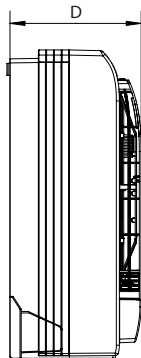
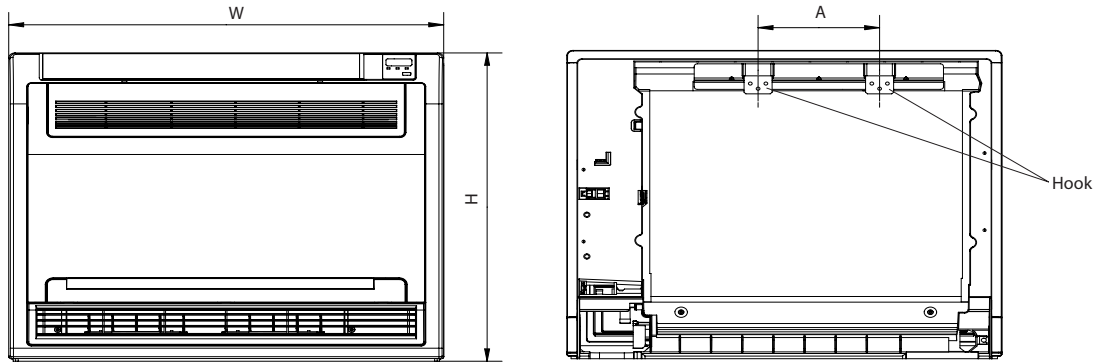
Connection wiring	16AWG*4 Stranded, unshielded
-------------------	------------------------------

SUBMITTAL DATA SHEET

CH-12MSPHMC-230VI

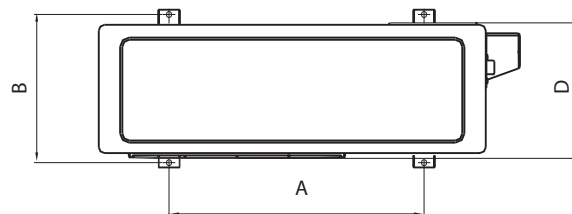
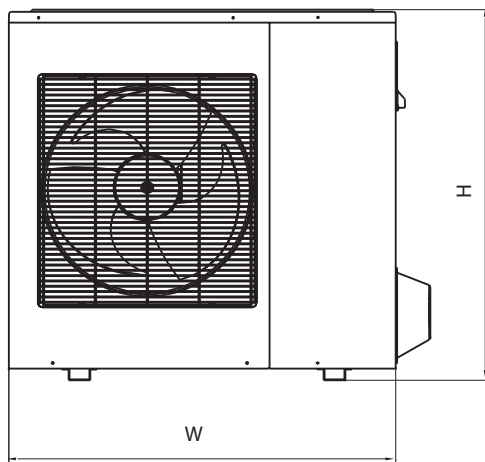
CH-12SPH-230VO

INDOOR UNIT



Indoor Unit Dimensions, in WxDxH	Mounting Dimensions, in	
	Distance A	
27.56x23.62x8.27	7.68	

OUTDOOR UNIT



Outdoor Unit Dimensions WxDxH	Mounting Dimensions	
	Distance A	Distance B
31.5x13.11x21.81	20.24	13.39